

STARTRITE

CYCLAIR EXTRACTOR UNITS



CYCLAIR 75

Startrite Cyclair Extraction Units combine compactness and robust construction with quiet and highly efficient operation.

Taking the minimum of space, the Cyclair 35 is wall mounted fitted with a dynamically balanced steel fan, giving an 17.6m³/min suction rate. Clean air is passed through a quality filter bag which collects the waste. This unit is ideal for the smaller workshop.

Cyclair 55 operates on the Cyclone principal. The waste material being separated from the air and discharged into the heavy gauge plastic collection bag. The air is cleaned by passing through the high quality filter bag before returning to the workshop atmosphere powered by a

CYCLAIR COUPLING KITS



75 Cyclair coupled to Startrite Model PT260 Planer-Thicknesser using SM1516 Coupling Kit.



55 Cyclair coupled to Startrite Model TA/SP375 Tilt Arbor Sawbench using SM1054 Coupling Kit.



35 Cyclair coupled to Startrite Model 352 Bandsaw using SM1040 Collection Chute

- SM1393 Coupling Kit for Startrite Model 301 Bandsaw.
- SM1040 Collection Chute for Startrite Model 352 Bandsaw.
- SM1045 Coupling Kit for Startrite Models TA/SP175, 175DS, 275 & 275DS Tilt Arbor Sawbenches.
- SM1054 Coupling Kit for Startrite Models TA/SP145, 165 & TA255 Tilt Arbor Sawbenches.
- SM1516 Extractor hood for Startrite Model PT260 Planer-Thicknesser.

CYCLAIR 55-75

DURABLE
LINEN FILTER
BAG

2.5 METRES OF
FLEXIBLE SUCTION
HOSE

HEAVY
GAUGE
CLEAR
PLASTIC
COLLECTION
BAG
(10 SUPPLIED
PER MACHINE)

MACHINE FRAME OF RIGID
STEEL CONSTRUCTION
COMPACT DESIGN MAKES
MAXIMUM USE OF
MINIMUM FLOOR SPACE

CASTORS FOR
MOBILITY



55 AND 35

0.55kw motor. The balanced steel fan gives a suction rate of 17.6m³/min. The unit is of sturdy steel construction and rubber tyred castors provide complete mobility, but can be secured to the floor where bolting down is preferred. A 0.14m³ collection bag makes this an ideal unit for bandsaws, sawbenches and many other types of woodworking machinery.

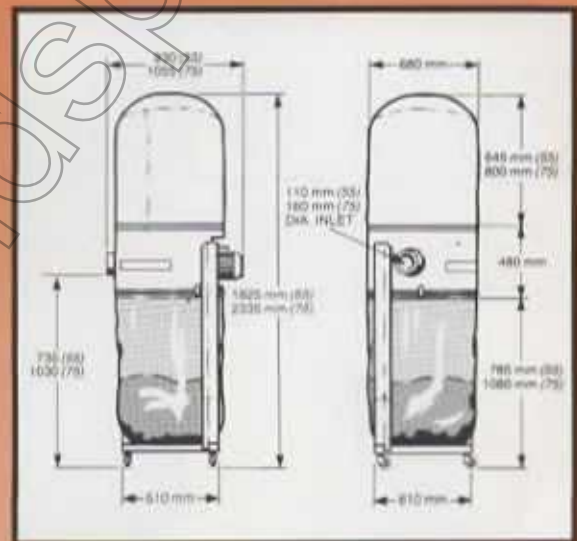
Cyclair 75 is of similar construction to the Cyclair 55, the balanced steel fan is powered by a 0.75kw motor providing an inlet suction rate of 29.5m³/min. A collection capacity of 0.25m³ makes this unit suitable for most applications, including planer thickening where a larger volume of waste is produced.



IMPORTANT: This unit should not be used with Abrasive Blasters or Sanding Machines, or for the extraction of TOXIC fumes or dust (in such cases it is necessary to seek expert advice). This unit is intended for the collection of sawdust and chippings from woodworking machinery.

CYCLAIR

PRINCIPLE DIMENSIONS



SPECIFICATIONS

Model	Motor	Suction rate at inlet	Suction inlet dia.	Collection capacity	Gross Weight
CYCLAIR 75	Motor (1 & 3 phase) - 0.75kw (1hp) Motor/Fan Speed - 2850 rpm	- 29.5m ³ /min (1045ft ³ /min)*	- 160mm (6 1/4")	- 0.25m ³ (9ft ³ **)	- 66kg (145lb)
CYCLAIR 55	Motor (1 & 3 phase) - 0.55kw (3/4hp) Motor/Fan Speed - 2850 rpm	- 17.6m ³ /min (625ft ³ /min)*	- 110mm (4 1/4")	- 0.14m ³ (5ft ³ **)	- 57kg (125lb)
CYCLAIR 35	Motor 1 phase - 0.55kw (3/4hp) Motor/Fan Speed - 2850 rpm	- 17.6m ³ /min (625ft ³ /min)*	- 102mm (4")	- 0.1m ³ (3.5ft ³ **)	- 450 x 535mm (18" x 25") - 2130 (84") - 26kg (126lb)

* Will vary according to condition of filter bag
** Will vary according to density of material being collected

CYCLAIR

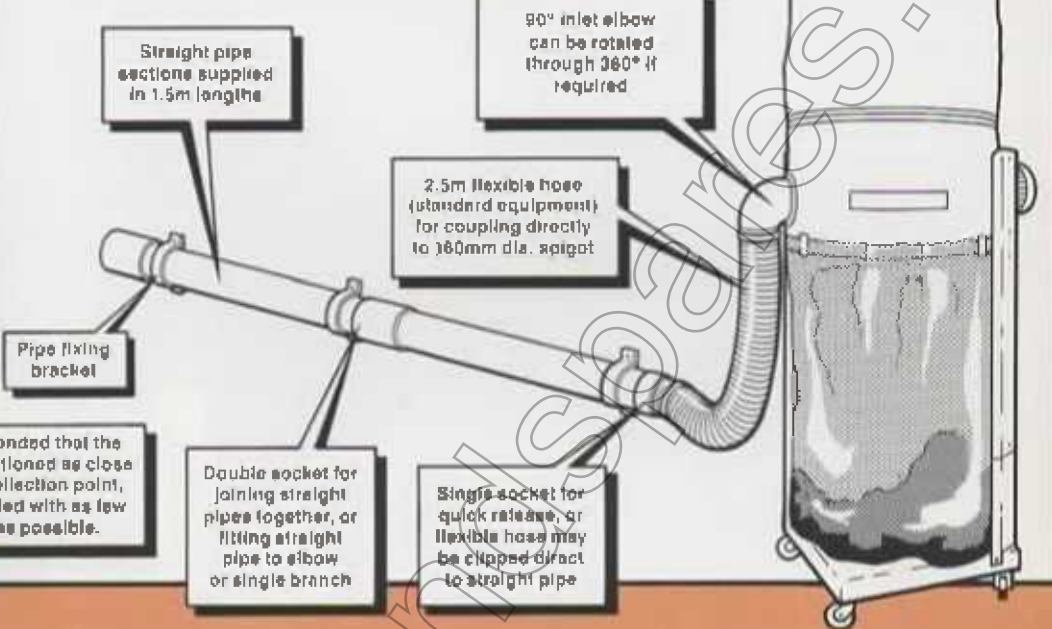
PIPES AND ACCESSORIES

Typical installation showing CYCLAIR 75 Extractor Unit positioned away from the collection point.

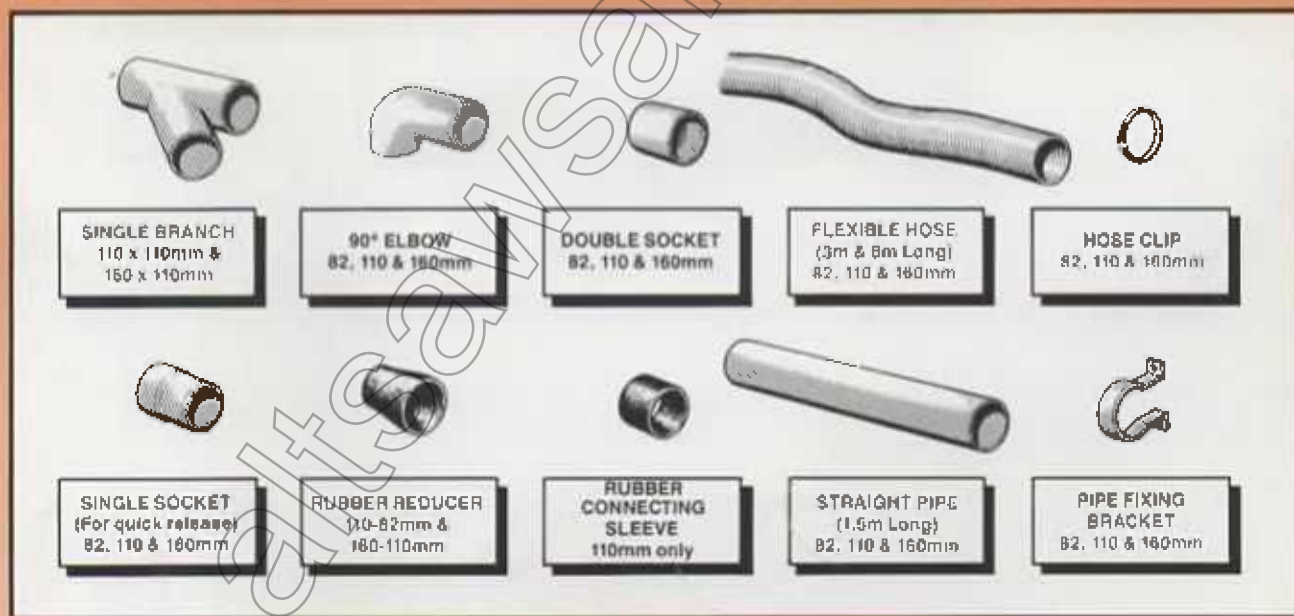
For extracting from more than one machine a single branch is available, which can be used to connect to 100mm diameter spigot at collection point. Reducers can be used where the collection spigots are 110mm diameter.

OPTIONAL EQUIPMENT

SM1065 Set of extension legs and 10 large size collection bags (CYCLAIR-55).



NOTE: It is recommended that the extractor unit be positioned as close as possible to the collection point, and should be installed with as few bends or elbows as possible.



STARTRITE MTC

Starrite Machine Tool
Company Ltd

Loughborough Motorway Trading Estate,
Galders Hall Road, Shepshed,
Loughborough, Leics LE12 9NH.
Tel: (0509) 650350 Fax: (0509) 650360

Description and specifications are not binding in detail, designs are subject to improvement without notice.

THE 600 GROUP